


Introductory sub-table (I)(a)

Name of the Company:		8K MILES SOFTWARE SERVICES LIMITED		
Scrip Code, Name of the scrip, class of security:		512161		
Quarter ended:		31/12/2014		
Partly paid-up shares:-	No. of partly paid-up shares	As a % of total no. of partly paid-up shares	As a % of total no. of shares of the company	
Held by promoter/promoter group	NIL	NIL	NIL	
Held by public	NIL	NIL	NIL	
Total - D	NIL	NIL	NIL	
Outstanding convertible securities:-	No. of outstanding securities	As a % of total no. of outstanding convertible securities	As a % of total no. of shares of the company, assuming full conversion of the convertible securities	
Held by promoter/promoter group	NIL		NIL	
Held by public	NIL	NIL	NIL	
Total - E	NIL	NIL	NIL	
Warrants:-	No. of warrants	As a % of total no. of warrants	As a % of total no. of shares of the company, assuming full conversion of warrants	
Held by promoter/promoter group	600000	42.86	5.24	
Held by public	800000	57.14	6.99	
Total - F	1400000	100	12.23	
Total paid-up capital of the company, assuming full conversion of warrants and convertible securities	1,14,44,102 Equity Shares of Rs.10/- each amounting to Rs.11,44,41,020/-			



Statement Showing Shareholding Pattern


Company Name: 8K MILES SOFTWARE SERVICES LIMITED

Scrip Code, Name of the scrip, class of security:

512161

Table (I)(a)

Category code	Category of Shareholder	Number of Shareholders	Total number of shares	Number of shares held in dematerialized form	Total shareholding as a percentage of total number of shares	Shares Pledged or otherwise encumbered	
						Number of shares	As a percentage (IX) = (VIII)/(IV) * 100
(I)	(II)	(III)	(IV)	(V)	(VI)	(VII)	(VIII)
(A) Shareholding of Promoter and Promoter Group2							
1 Indian							
(a)	Individuals/ HUF	1	61795	61795	0.62	0	0.00
(b)	Central Govt./ State Govt.(s)	0	0	0	0.00	0	0.00
(c)	Bodies Corporate	0	0	0	0.00	0	0.00
(d)	Financial Institutions/ Banks	0	0	0	0.00	0	0.00
(e)	Any Others(Specify)	0	0	0	0.00	0	0.00
(e-i)	Directors	2	6595140	6595140	65.66	0	0.00
Sub Total(A)(1)		3	6656935	6656935	66.28	0	0.00
2 Foreign							
a	Individuals (NRI/Foreign Individuals)	0	0	0	0.00	0	0.00
b	Bodies Corporate	0	0	0	0.00	0	0.00
c	Institutions	0	0	0	0.00	0	0.00
d	Qualified Foreign Investor	0	0	0	0.00	0	0.00
e	Any Others(Specify)	0	0	0	0.00	0	0.00
Sub Total(A)(2)		0	0	0	0.00	0	0.00
Total Shareholding of Promoter and Promoter Group (A) = (A)(1)+(A)(2)		3	6656935	6656935	66.28	0	0.00



(B) Public shareholding**1 Institutions**


(a)	Mutual Funds/UTI	1	303529	303529	3.02	0	0.00
(b)	Financial Institutions / Banks	0	0	0	0.00	0	0.00
(c)	Central Government/ State Government(s)	0	0	0	0.00	0	0.00
(d)	Venture Capital Funds	0	0	0	0.00	0	0.00
(e)	Insurance Companies	0	0	0	0.00	0	0.00
(f)	Foreign Institutional Investors	0	0	0	0.00	0	0.00
(g)	Foreign Venture Capital Investors	0	0	0	0.00	0	0.00
(h)	Qualified Foreign Investor	0	0	0	0.00	0	0.00
(i)	Any Other (specify)	0	0	0	0.00	0	0.00
	Sub-Total (B)(1)	1	303529	303529	3.02	0	0.00

B.2 Non-institutions

(a)	Bodies Corporate	268	211251	211251	2.10	0	0.00
(b)	Individuals						
I	Ind-Hold nominal shr capital upto Rs.1L	3516	807380	807187	8.04	0	0.00
II	Ind-Hold nominal shr capital in excs. of Rs.1L	42	1850461	1850461	18.42	0	0.00
(c)	Qualified Foreign Investor	0	0	0	0.00	0	0.00
(d)	Any Other (specify)						
(d-i)	Others	0	0	0	0.00	0	0.00
(d-ii)	Clearing member	160	68491	68491	0.68	0	0.00
(d-iii)	NRIs	65	146055	146055	1.45	0	0.00
(d-iv)	MRI Corp Bodies	0	0	0	0.00	0	0.00
(d-v)	Foreign Corp Bodies (Including FDI)	0	0	0	0.00	0	0.00
(d-vi)	Customers	0	0	0	0.00	0	0.00
(d-vii)	Suppliers	0	0	0	0.00	0	0.00
(d-viii)	Foreign Nationals	0	0	0	0.00	0	0.00
(d-ix)	Trusts	0	0	0	0.00	0	0.00
(d-x)	Foreign (Promoters)	0	0	0	0.00	0	0.00
(d-xi)	Directors	0	0	0	0.00	0	0.00
(d-xii)	Directors Relatives	0	0	0	0.00	0	0.00
(d-xiii)	Foreign Individuals (Including FDI)	0	0	0	0.00	0	0.00
	Sub-Total (B)(2)	4051	3083638	3083445	30.70	0	0.00
(B)	Total Public Shareholding (B) = (B)(1)+(B)(2)	4052	3387167	3386974	33.72	0	0.00
	TOTAL (A)+(B)	4055	10044102	10043909	100.00	0	0.00

(C) Shares held by Custodians and against which Depository Receipts have been issued

1	Promoter and Promoter Group	0	0	0	0.00	0	0.00
2	Public -				0.00		0.00
	Sub-Total (C)	0	0	0	0.00	0	0.00
	GRAND TOTAL (A)+(B)+(C)	4055	10044102	10043909	100.00	100.00	0.00



(I)(b) Statement showing holding of securities (including shares, warrants, convertible securities) of persons belonging to the category "Promoter and Promoter Group"

Sr. No.	Name of the shareholder	Details of Shares held		Encumbered shares (*)		Details of warrants		Details of convertible securities		Total shares (including underlying shares assuming full conversion of warrants and convertible securities) as a % of diluted share capital
		Number of shares held	As a percentage	As a % of grand total (A)+(B)+(C) of sub-clause (I)(a)	Number of warrants held	As a % Total Number of warrants of the same Class	Number of convertible securities held	As a % Total Number of convertible securities of the same Class		
(I)	(II)	(III)	(VI)	(VII)	(VIII)	(IX)	(X)	(XI)	(XII)	
1	M V BHASKAR	61795	0.62	0.00	0	0.00	0	0.00	0.54	
2	R S RAMANI	659065	6.56	0.00	150000	25.00	0	0.00	7.07	
3	VENKATACHARI SURESH	5936075	59.10	0.00	450000	75.00	0	0.00	55.80	
TOTAL		6656935	66.28	0.00	600,000	100.00	0	0.00	63.41	

(*) The term "encumbrance" has the same meaning as assigned to it in regulation 28(3) of the SAST Regulations, 2011






(I)(c)(i) Statement showing holding of securities (including shares, warrants, convertible securities) of persons belonging to the category "Public" and holding more than 1% of the total number of shares

Sr. No.	Name of the shareholder	Number of shares held	Shares as a percentage of total number of shares {i.e., Grand Total (A)+(B)+(C) indicated in Statement at para (I)(a) above}	Details of warrants		Details of convertible securities		Total shares (Including underlying shares assuming full conversion of warrants and convertible securities) as a % of diluted share capital
				Number of warrants held	As a % Total Number of warrants of the same Class	Number of convertible securities held	As a % Total Number of convertible securities of the same Class	
1	ARCHANA SANDEEP TANDON	167362	1.67	0	0.00	0.00	0	1.46
2	DSP BLACKROCK MICRO CAP FUND	303529	3.02	0	0.00	0.00	0	2.65
3	SANDEEP TANDON	162230	1.11	0	0.00	0.00	0	0.97
4	KARTHIK RAMKRISHNAN IYER	111178	1.62	0	0.00	0.00	0	1.42
a	SAROJINI TANDON	0	0.00	300000	50.00			2.62
b	SANDEEP TANDON -HUF	0	0.00	400000	37.50			3.50
c	KARTHIK RAMKRISHNAN- HUF	0	0.00	100000	12.50			0.87
	TOTAL	744299	7.41	800000	100.00	0.00	0	13.49

(I)(c)(ii) Statement showing holding of securities (including shares, warrants, convertible securities) of persons (together with PAC) belonging to the category "Public" and holding more than 5% of the total number of shares of the company

Sr. No.	Name(s) of the shareholder(s) and the Persons Acting in Concert (PAC) with them	Number of shares	Shares as a percentage of total number of shares {i.e., Grand Total (A)+(B)+(C) indicated in Statement at para (I)(a) above}	Details of warrants		Details of convertible securities		Total shares (Including underlying shares assuming full conversion of warrants and convertible securities) as a % of diluted share capital
				Number of warrants	As a % Total Number of warrants of the same Class	Number of convertible securities held	% w.r.t Total Number of convertible securities of the same Class	
1		0	0.00	0	0.00	0	0.00	0.00
	TOTAL	0	0.00	0	0.00	0	0.00	0.00



(I)(d) Statement showing details of locked-in shares

Sr. N	Name of the shareholder	Number of locked-in shares	Locked-in shares as a percentage of total number of shares {i.e., Grand Total (A)+(B)+(C) indicated in Statement at para (I)(a) above}	Promoter / Promoter Group / Public
1	ARCHANA SANDEEP TANDON	167362	1.67	PUBLIC
2	KARTHIK RAMAKRISHNAN IYER	111178	1.11	PUBLIC
3	R S RAMANI	659065	6.56	PROMOTER/PROMOTER GROUP
4	SANDEEP TANDON	162230	1.62	PUBLIC
5	SUDHA KARTHIK RAMAKRISHAN	16610	0.17	PUBLIC
6	VENKATACHARI SURESH	5936075	59.10	PROMOTER/PROMOTER GROUP
TOTAL		7052520	70.21	

(II)(a) Statement showing details of Depository Receipts (DRs)

Sr. No.	Type of outstanding DR (ADRs, GDRs, SDRs, etc.)	Number of outstanding DRs	Number of shares underlying outstanding DRs	Shares underlying outstanding DRs as a percentage of total number of shares {i.e., Grand Total (A)+(B)+(C) indicated in Statement at para (I)(a) above}
1		0	0	0
TOTAL		0	0	0

(II)(b) Statement showing holding of Depository Receipts (DRs), where underlying shares held by 'promoter/promoter group' are in excess of 1% of the total number of shares

Sr. No.	Name of the DR Holder	Type of outstanding DR (ADRs, GDRs, SDRs, etc.)	Number of shares underlying outstanding DRs	Shares underlying outstanding DRs as a percentage of total number of shares {i.e., Grand Total (A)+(B)+(C) indicated in Statement at para (I)(a) above}
1		0	0	0
TOTAL		0	0	0